



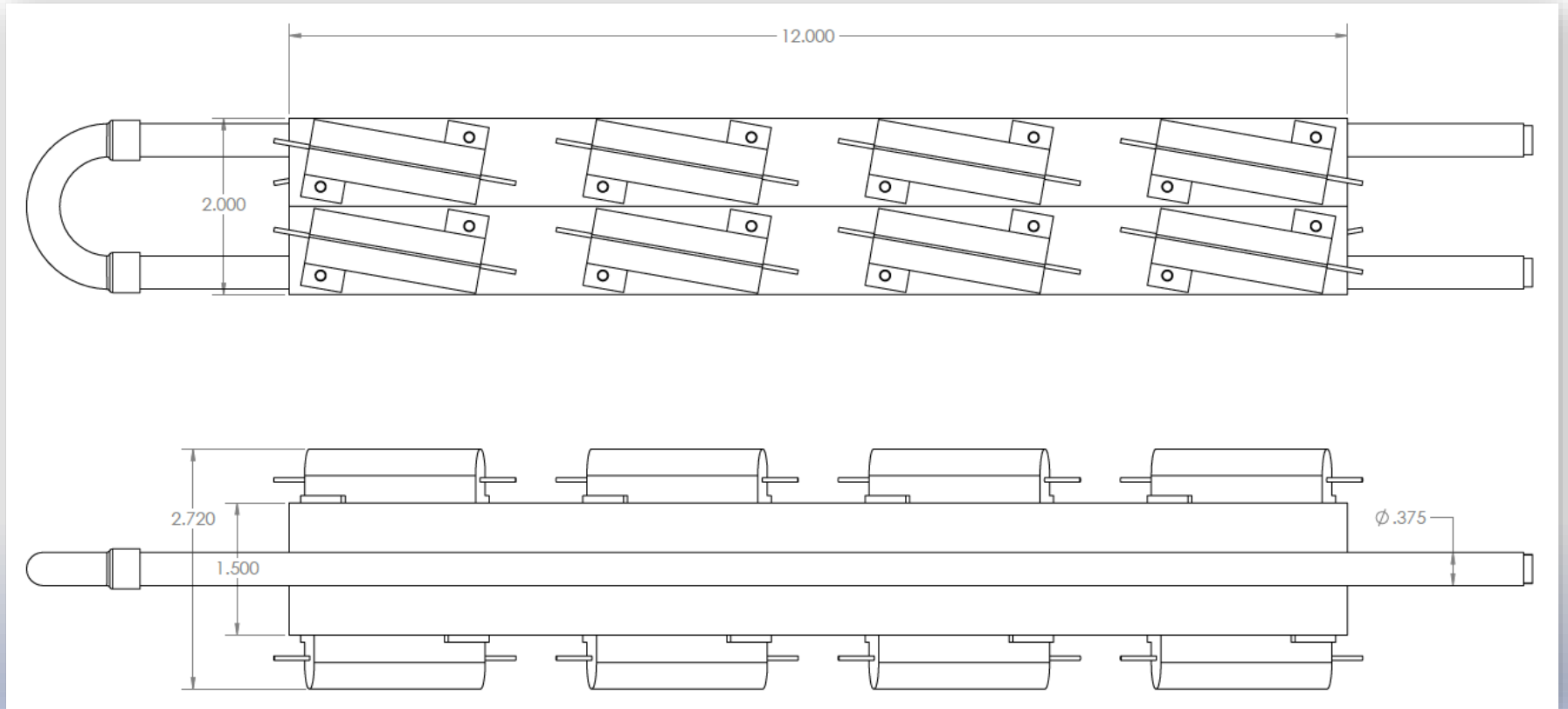
D6 INDUSTRIES

Load Bank

LB-1200-16R

1-2 gpm flow rates

16X 50W Resistors



LB-1200-16R @ 1 GPM



PARAMETERS

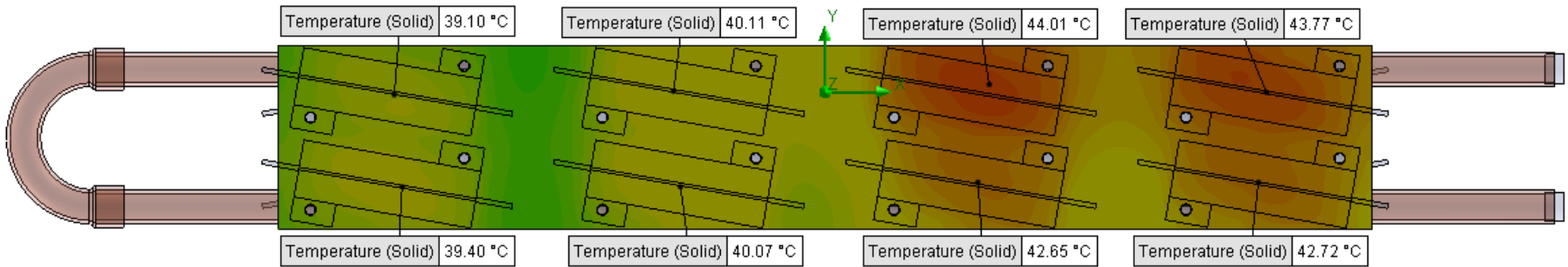
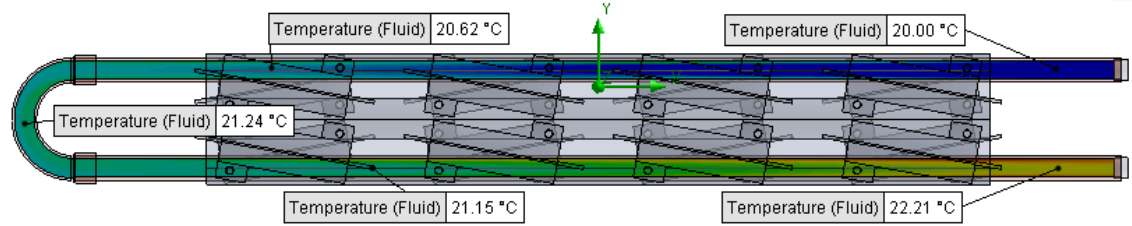
Fluid: EG/WATER 50%

Inlet Flow: 1 gpm

Inlet Fluid Temp: 20°C

Heat Source: 16x 50W resistors

Tube: 3/8" OD Copper



Simulation Data

Goal Name	Unit	Value
SG Min Temperature (Solid) 1	[°C]	36.43792428
SG Av Temperature (Solid) 1	[°C]	39.8275378
SG Max Temperature (Solid) 1	[°C]	44.08680508
WATER OUT	[°C]	22.55200443
PRESSURE DROP	[lbf/in ²]	1.302282047

SG-Surface goal is a parameter on selected surface(s)..

RESULTS

Thermal Resistance: 0.0495°C/W

Pressure Drop: 1.30psi

Min Surface Temp: 36.43°C

Max Surface Temp: 44.08°C

Water Temp Out: 22.55°C

LB-1200-16R @ 1.5 GPM



PARAMETERS

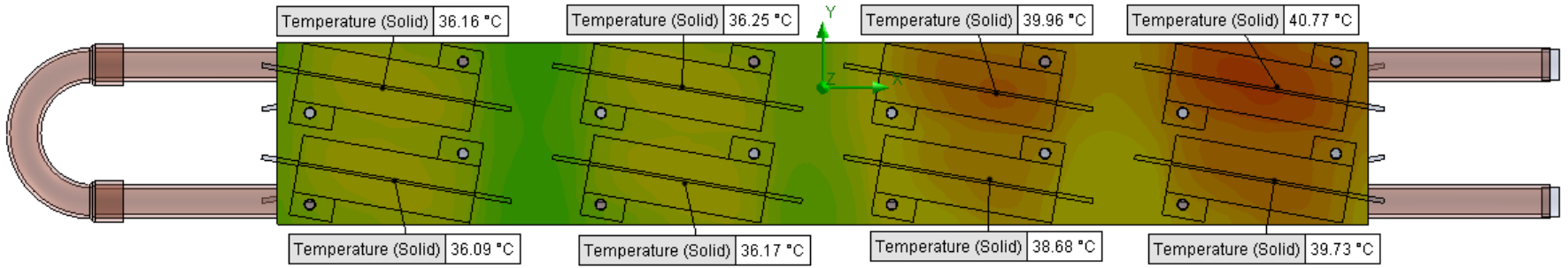
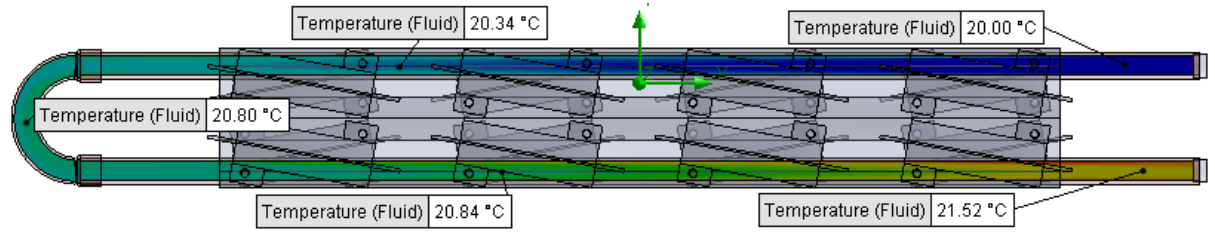
Fluid: EG/WATER 50%

Inlet Flow: 1.5 gpm

Inlet Fluid Temp: 20°C

Heat Source: 16x 50W resistors

Tube: 3/8" OD Copper



Simulation Data

Goal Name	Unit	Value
SG Min Temperature (Solid) 1	[°C]	33.22171809
SG Av Temperature (Solid) 1	[°C]	36.17849385
SG Max Temperature (Solid) 1	[°C]	40.86590574
WATER OUT	[°C]	21.70684753
PRESSURE DROP	[lbf/in^2]	2.593274457

SG-Surface goal is a parameter on selected surface(s)..

RESULTS

Thermal Resistance: 0.0404°C/W

Pressure Drop: 2.59psi

Min Surface Temp: 33.22°C

Max Surface Temp: 40.86°C

Water Temp Out: 21.70°C

LB-1200-16R @ 2 GPM



PARAMETERS

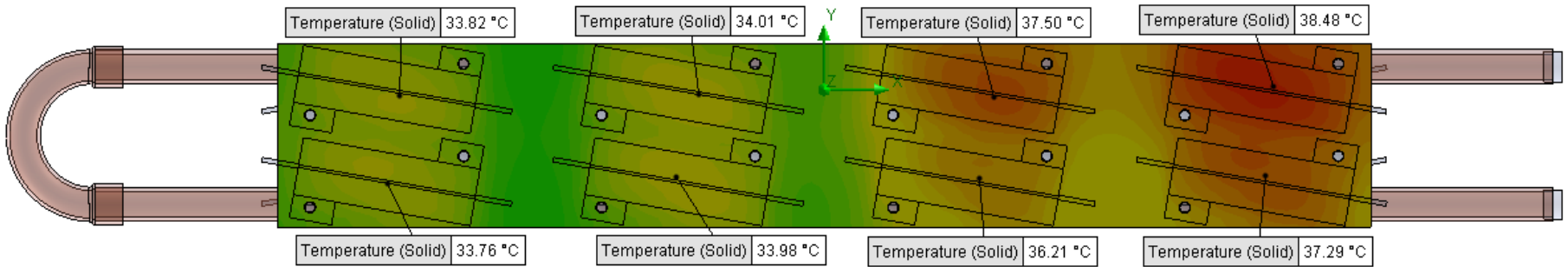
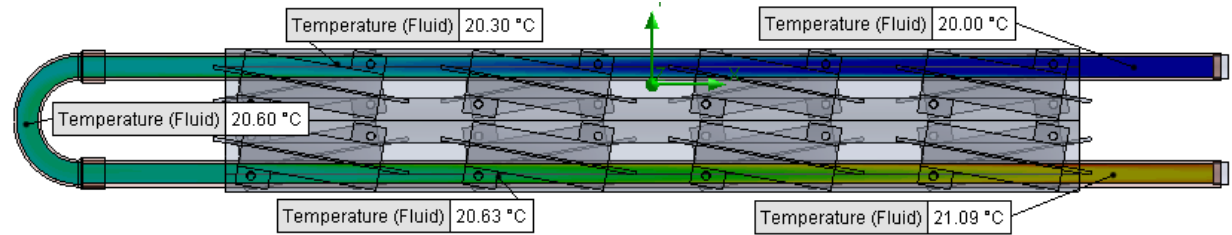
Fluid: EG/WATER 50%

Inlet Flow: 2 gpm

Inlet Fluid Temp: 20°C

Heat Source: 16x 50W resistors

Tube: 3/8" OD Copper



Simulation Data

Goal Name	Unit	Value
SG Min Temperature (Solid) 1	[°C]	31.00030711
SG Av Temperature (Solid) 1	[°C]	33.81939067
SG Max Temperature (Solid) 1	[°C]	38.57505439
WATER OUT	[°C]	21.27787447
PRESSURE DROP	[lbf/in^2]	4.009193071

SG-Surface goal is a parameter on selected surface(s)..

RESULTS

Thermal Resistance: 0.0345°C/W

Pressure Drop: 4.00psi

Min Surface Temp: 31.00°C

Max Surface Temp: 38.57°C

Water Temp Out: 21.27°C