



D6 INDUSTRIES
STANDARD PRODUCT
HT-TAP800-2
SIMULATION RESULTS

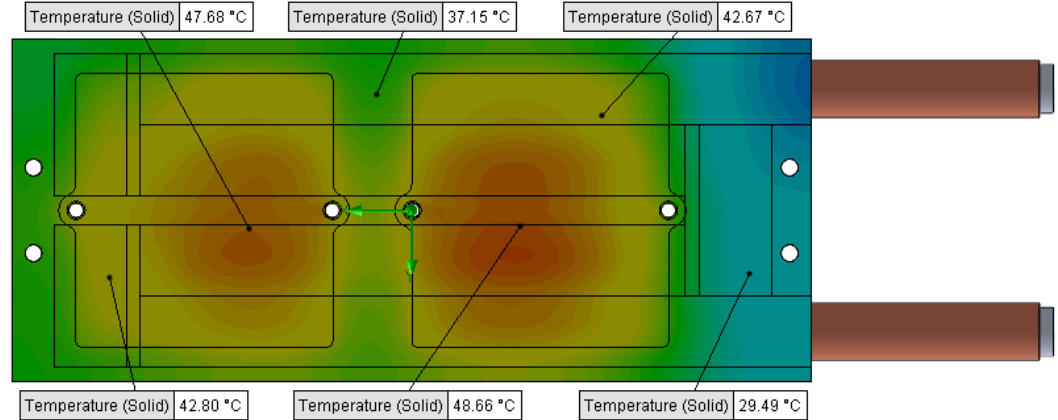
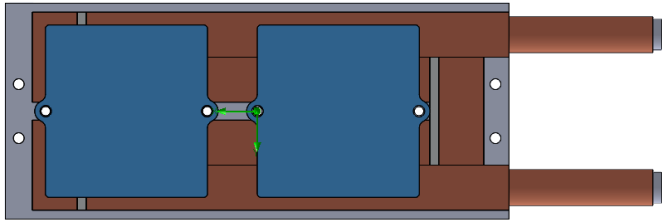
1-3 gpm flow rates
2X 800W Heat Load

D6 STANDARD HT-TAP800-2



PARAMETERS

Fluid: Water
 Inlet Flow: 1 gpm
 Inlet Fluid Temp: 20°C
 Heat Source: 2 blue squares=1600W (shown below)
 Tube: ½ OD round copper inlet/outlet



Simulation Data

Goal Name	Unit	Value
SG Min Temperature (Solid) 1	[°C]	24.42811733
SG Av Temperature (Solid) 1	[°C]	40.03950476
SG Max Temperature (Solid) 1	[°C]	49.03188973
SG FLUID OUT	[°C]	26.07862461
PRESSURE DROP	[lbf/in^2]	1.233416463

SG-Surface goal is a parameter on selected surface(s).
 In this case, it is the entire tube side surface area.

RESULTS

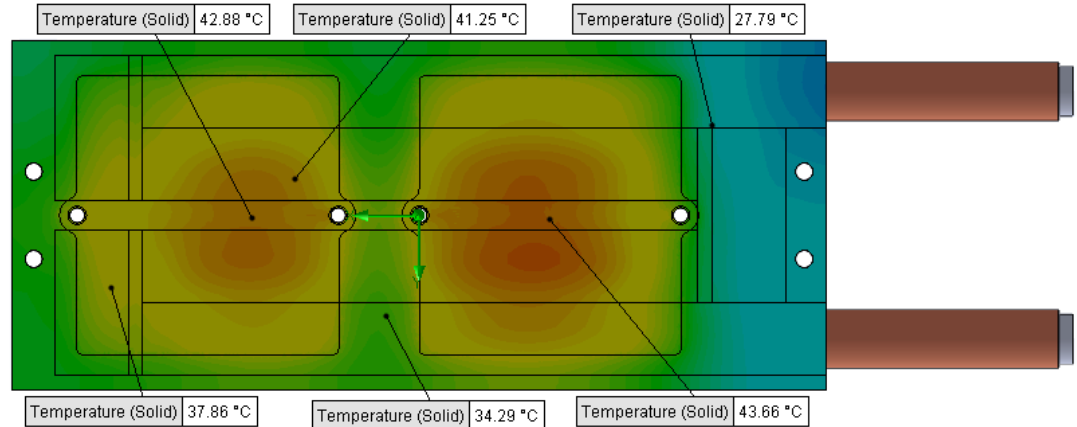
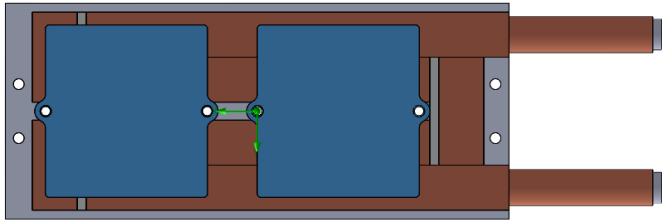
Thermal Resistance: 0.0125°C/W
 Pressure Drop: 1.23psi
 Min Surface Temp: 24.42°C
 Max Surface Temp: 49.03°C
 Water Temp Out: 26.07°C

D6 STANDARD HT-TAP800-2



PARAMETERS

Fluid: Water
 Inlet Flow: 1.5 gpm
 Inlet Fluid Temp: 20°C
 Heat Source: 2 blue squares=1600W (shown below)
 Tube: ½ OD round copper inlet/outlet



Simulation Data

Goal Name	Unit	Value
SG Min Temperature (Solid) 1	[°C]	22.63398165
SG Av Temperature (Solid) 1	[°C]	35.54317385
SG Max Temperature (Solid) 1	[°C]	44.08538281
SG FLUID OUT	[°C]	24.05791732
PRESSURE DROP	[lbf/in^2]	2.750190332

SG-Surface goal is a parameter on selected surface(s).
 In this case, it is the entire tube side surface area.

RESULTS

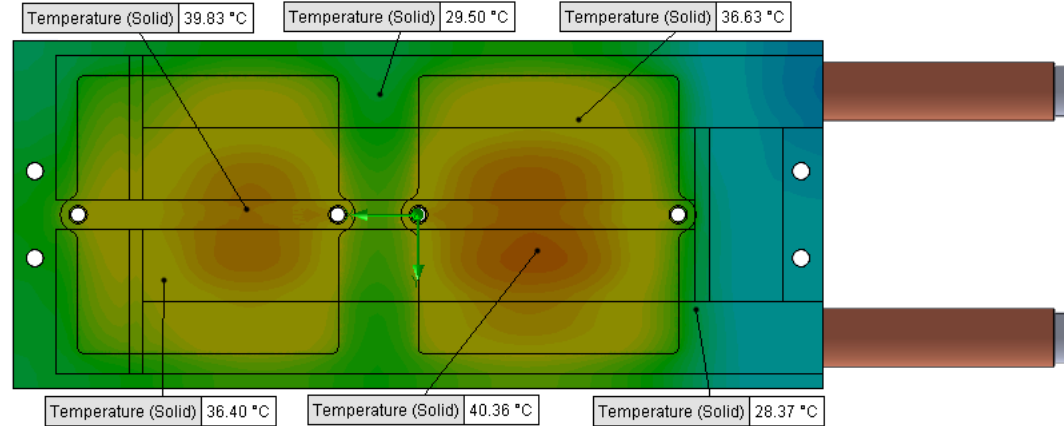
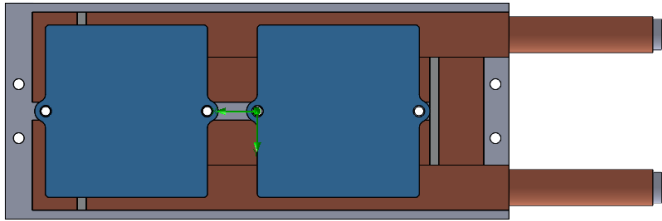
Thermal Resistance: 0.0097°C/W
 Pressure Drop: 2.75psi
 Min Surface Temp: 22.63°C
 Max Surface Temp: 44.08°C
 Water Temp Out: 24.05°C

D6 STANDARD HT-TAP800-2



PARAMETERS

Fluid: Water
 Inlet Flow: 2 gpm
 Inlet Fluid Temp: 20°C
 Heat Source: 2 blue squares=1600W (shown below)
 Tube: ½ OD round copper inlet/outlet



Simulation Data

Goal Name	Unit	Value
SG Min Temperature (Solid) 1	[°C]	21.73054771
SG Av Temperature (Solid) 1	[°C]	32.96795794
SG Max Temperature (Solid) 1	[°C]	40.95475941
SG FLUID OUT	[°C]	23.04867638
PRESSURE DROP	[lbf/in^2]	4.879945933

SG-Surface goal is a parameter on selected surface(s).
 In this case, it is the entire tube side surface area.

RESULTS

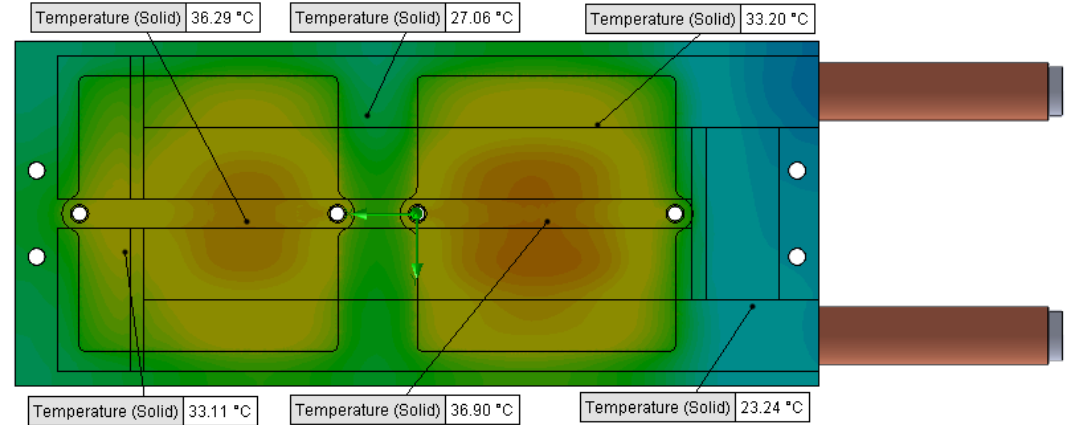
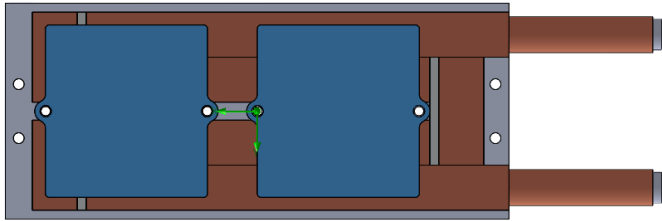
Thermal Resistance: 0.0081°C/W
 Pressure Drop: 4.87psi
 Min Surface Temp: 21.73°C
 Max Surface Temp: 40.95°C
 Water Temp Out: 23.04°C

D6 STANDARD HT-TAP800-2



PARAMETERS

Fluid: Water
 Inlet Flow: 3 gpm
 Inlet Fluid Temp: 20°C
 Heat Source: 2 blue squares=1600W (shown below)
 Tube: ½ OD round copper inlet/outlet



Simulation Data

Goal Name	Unit	Value
SG Min Temperature (Solid) 1	[°C]	20.88827373
SG Av Temperature (Solid) 1	[°C]	30.06821071
SG Max Temperature (Solid) 1	[°C]	37.25718409
SG FLUID OUT	[°C]	22.04490103
PRESSURE DROP	[lbf/in ²]	10.98272921

SG-Surface goal is a parameter on selected surface(s).
 In this case, it is the entire tube side surface area.

RESULTS

Thermal Resistance: 0.0062°C/W
 Pressure Drop: 10.98psi
 Min Surface Temp: 20.88°C
 Max Surface Temp: 37.25°C
 Water Temp Out: 22.04°C