



**D6 INDUSTRIES
STANDARD PRODUCT
HT-2P-0600**

SIMULATION RESULTS

1-3 gpm flow rates
Distributed 100W Heat Load

D6 STANDARD-HT-2P-0600



PARAMETERS

Fluid: Water

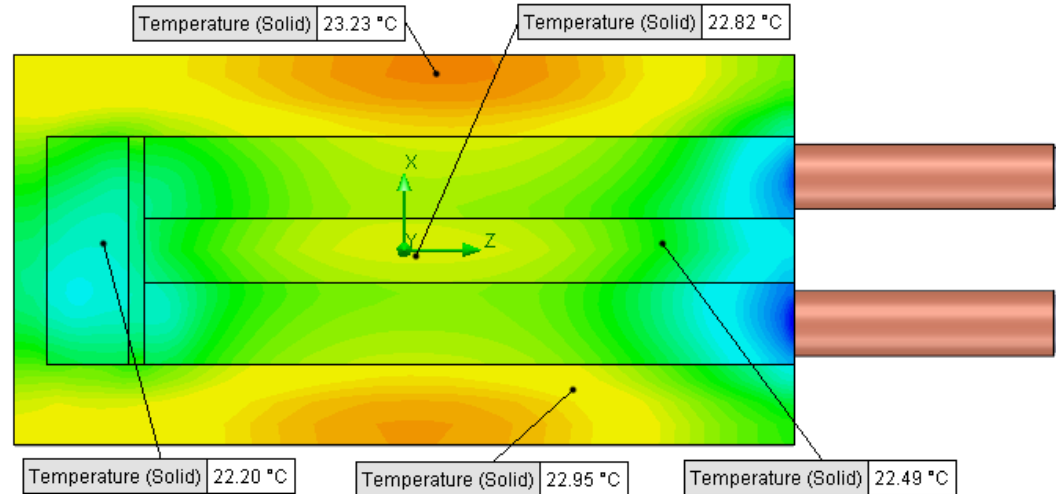
Inlet Flow: 1 gpm

Inlet Fluid Temp: 20°C

Heat Source: 100W distributed

Surface Area: 3.0" x 6.00"

Tube: 5/8 Square copper with
1/2 OD round copper inlet/outlet



Simulation Data

Goal Name	Unit	Value
SG Min Temperature (Solid) 1	[°C]	21.48364685
SG Av Temperature (Solid) 1	[°C]	22.69198783
SG Max Temperature (Solid) 1	[°C]	23.2858482
WATER OUT	[°C]	20.38038915
PRESSURE DROP	[lbf/in^2]	0.628372586

SG-Surface goal is a parameter on selected surface(s).
In this case, it is the entire tube side surface area.

RESULTS

Thermal Resistance: 0.026°C/W

Pressure Drop: 0.63 psi

Min Surface Temp: 21.48°C

Max Surface Temp: 23.28°C

Water Temp Out: 20.38°C

D6 STANDARD-HT-2P-0600



PARAMETERS

Fluid: Water

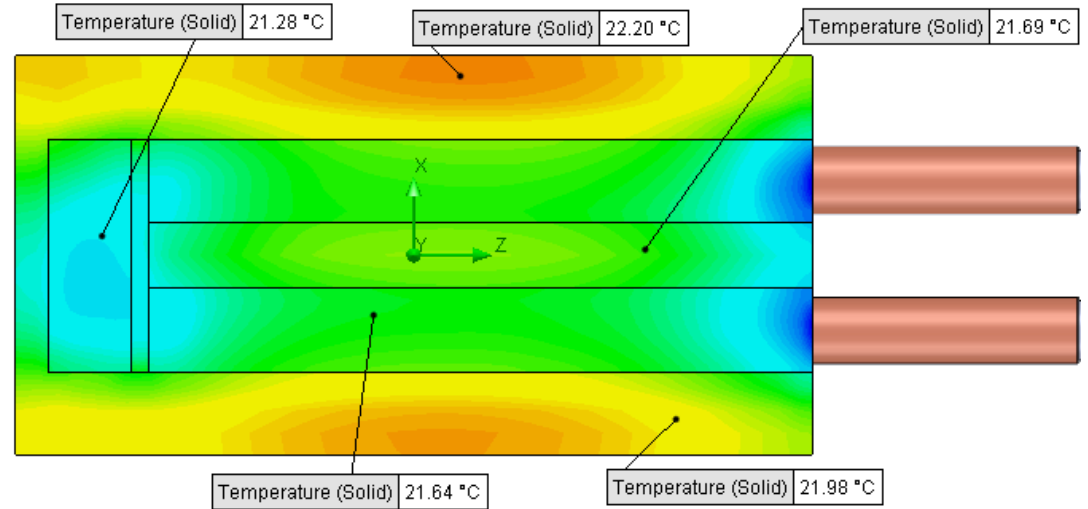
Inlet Flow: 2 gpm

Inlet Fluid Temp: 20°C

Heat Source: 100W distributed

Surface Area: 3.0" x 6.00"

Tube: 5/8 Square copper with
1/2 OD round copper inlet/outlet



Simulation Data

Goal Name	Unit	Value
SG Min Temperature (Solid) 1	[°C]	20.9146829
SG Av Temperature (Solid) 1	[°C]	21.7508517
SG Max Temperature (Solid) 1	[°C]	22.25773936
WATER OUT	[°C]	20.19350741
PRESSURE DROP	[lbf/in^2]	2.441850613

SG-Surface goal is a parameter on selected surface(s).
In this case, it is the entire tube side surface area.

RESULTS

Thermal Resistance: 0.017°C/W

Pressure Drop: 2.44 psi

Min Surface Temp: 20.91°C

Max Surface Temp: 22.25°C

Water Temp Out: 20.19°C

D6 STANDARD-HT-2P-0600



PARAMETERS

Fluid: Water

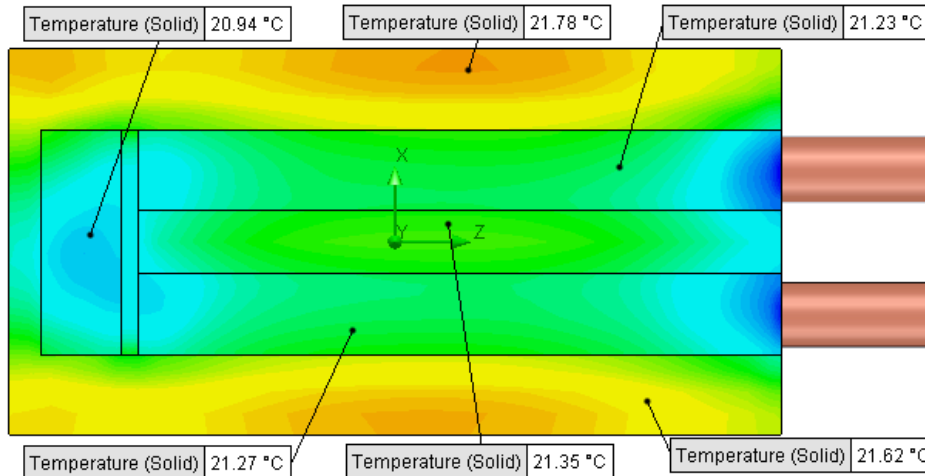
Inlet Flow: 3 gpm

Inlet Fluid Temp: 20°C

Heat Source: 100W distributed

Surface Area: 3.0" x 6.00"

Tube: 5/8 Square copper with
1/2 OD round copper inlet/outlet



Simulation Data

Goal Name	Unit	Value
SG Min Temperature (Solid) 1	[°C]	20.6507752
SG Av Temperature (Solid) 1	[°C]	21.37473364
SG Max Temperature (Solid) 1	[°C]	21.84036714
WATER OUT	[°C]	20.13489083
PRESSURE DROP	[lbf/in^2]	5.472587877

SG-Surface goal is a parameter on selected surface(s).
In this case, it is the entire tube side surface area.

RESULTS

Thermal Resistance: 0.013°C/W

Pressure Drop: 5.47 psi

Min Surface Temp: 20.65°C

Max Surface Temp: 21.84°C

Water Temp Out: 20.13°C